

User manual

version 1.3

DALIpwr



Power supplier DALI

Signalization of input voltage

Signalization of bus communication

Signalization of short-circuit on the bus

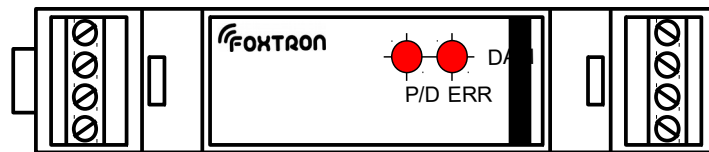
Maximum load 240mA

DIN rail mount (1 module)

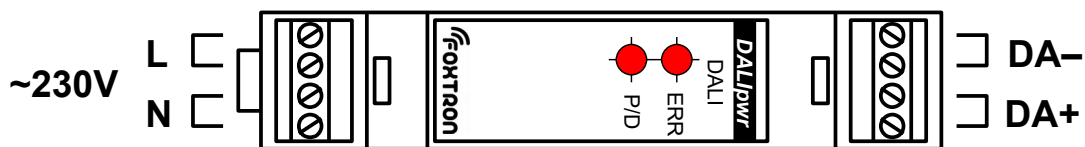
Short-circuit and overload protection

Technical specification		
Power supply	85 ÷ 265	V
Output current	240	mA
wires cross section	0,08 – 1,5	mm ²
ingress protection rating	IP20	
Surrounding work temperature	0 ÷ 50	°C
Storage temperature	-10 ÷ 70	°C
weight	50	g
galvanic separation	4000	V

Signaling	
P/D	Power/Data permanent light – connection of power supply blinking – ongoing communication DALI bus
Err	short-circuit/overload on DALI bus
P/D + Err	230V connected to secondary side (DALI)

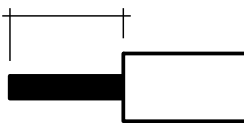


Terminals connection

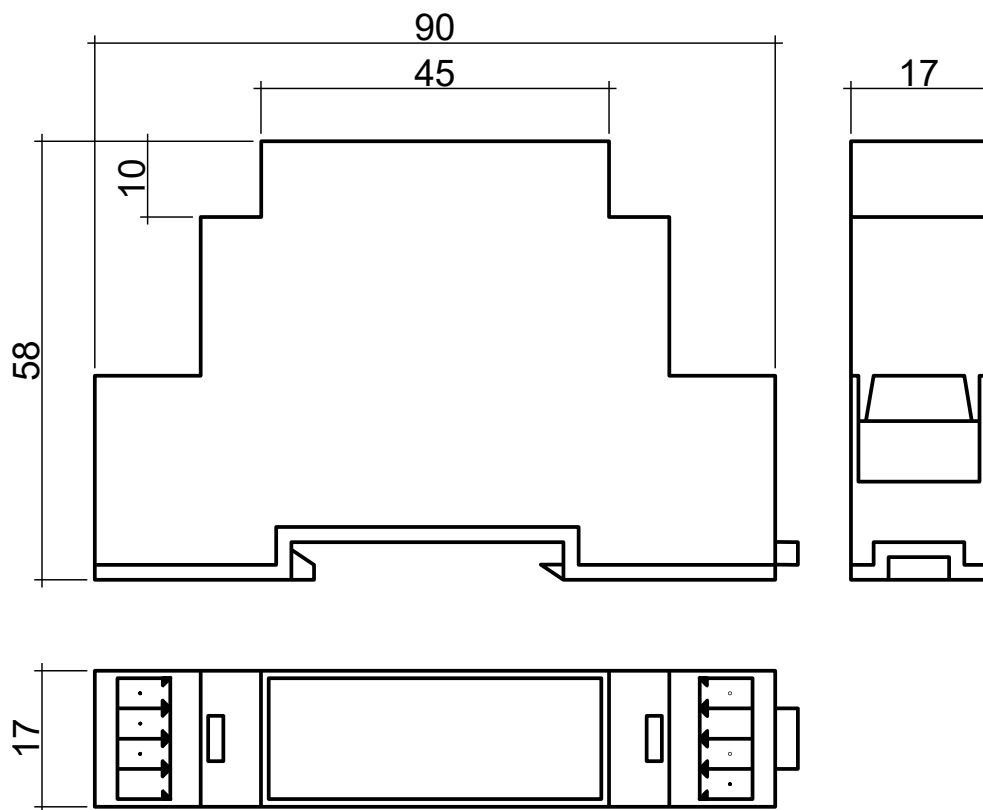


DA – DALI bus connection

preparation of conductor



Dimensions (in mm)





tel: +420 274 772 527
e-mail: info@foxtron.cz
web: www.foxtron.eu